GEOMETRIC FUTURE
PUTTING YOUR PC IN ORDER

ESKIMO Neon 36 / 36 W

SUPER LIQUID COOLER

SPECIFICATIONS

GEOMETRIC FUTURE
Cable Length: 800 ±25 mm

Model	Eskimo Junior NEON 36
Water Block Dimensions *W**H*mm	36 x 36 x 53
Thermal Compound	Nanotube carbon nano high thermal conductive silicone grease (Volume 50ml)
SKYALL CPU SOCKET SUPPORT	AMD AM4/AM3+/AM3/AM2+/AM2/FM2+/FM2/FM1/AM1
LGA1851 CPU SOCKET SUPPORT	LGA1700/1851/1366/1156
Tubes Length	400
Tubes Material	Rubber with Nylon braided sleeve
Connector	Connector Block in LED
Pump	Internal Pump
Pump Speed 1+10% RPM	2800
Warning Type	Camera Swaping
Noise Level 28dB	< 28
Max Flow 5L/min	4.4
Input Voltage 5V	5V
Input Currently Power	0.35
Maximum Power Consumption	1.75
Maximum Rotation Speed	2000
Radiator	Square radiator
Dimensions *W**H*mm	397 x 120 x 27 mm
Enclosure Technics	Painting&Anodizing
Materials	Aluminum
Connection	Aluminum Polymer Phase Connectors

FAN	SQUAMA 2500R X3
Dimensions(mm)	120 x 120 x 25
PWM Speed Max. 1+10% RPM	2000
Noise Level 28dB	35.5B
Air Flow Max. 5L/min	4.2
Static Pressure (mmH2O)	4.3
LED Modes	Mixs PWM control
	ARGB control
ARGB Rated Voltage 5V	5V
ARGB Rated Current 300	1.25
ARGB Rated Power 3W	1.48
Motor Rated Voltage 5V	12
Motor Rated Current 0.3A	0.22
Motor Rated Power 3W	2.64

Model	Eskimo Junior NEON 36 W
Water Block Dimensions *W**H*mm	36 x 36 x 53
Thermal Compound	Nanotube carbon nano high thermal conductive silicone grease (Volume 50ml)
SKYALL CPU SOCKET SUPPORT	AMD AM4/AM3+/AM3/AM2+/AM2/FM2+/FM2/FM1/AM1
LGA1851 CPU SOCKET SUPPORT	LGA1700/1851/1366/1156
Tubes Length	400
Tubes Material	Rubber with Nylon braided sleeve
LED Modes	Connector Block in LED
Pump	Internal Pump
Pump Speed 1+10% RPM	2800
Warning Type	Camera Swaping
Noise Level 28dB	< 28
Max Flow 5L/min	1.4
Input Voltage 5V	5V
Input Currently Power	0.35
Maximum Power Consumption	1.75
Maximum Rotation Speed	2000
Radiator	Square radiator
Dimensions *W**H*mm	397 x 120 x 27 mm
Enclosure Technics	Painting&Anodizing
Materials	Aluminum
Connection	Aluminum Polymer Phase Connectors

FAN	SQUAMA 2500W X3
Dimensions(mm)	120 x 120 x 25
PWM Speed Max. 1+10% RPM	2000
Noise Level 28dB	35.5B
Air Flow Max. 5L/min	4.2
Static Pressure (mmH2O)	4.3
LED Modes	Mixs PWM control
	ARGB control
ARGB Rated Voltage 5V	5V
ARGB Rated Current 300	1.25
ARGB Rated Power 3W	1.48
Motor Rated Voltage 5V	12
Motor Rated Current 0.3A	0.22
Motor Rated Power 3W	2.64

包装内容
PACKAGE CONTENT

GEOMETRIC FUTURE
Cable Length: 800 ±25 mm

ESKIMO JUNIOR NEON 36

ESKIMO JUNIOR NEON 36 W



HOW TO ASSEMBLE

GEOMETRIC FUTURE
Cable Length: 800 ±25 mm

1 Install Fans

1. Install Fans to Radiator

2. Install Fan Screws

2 Install the CPU Cooler



3 Install Fans and Radiator combo to the PC chassis and tighten them

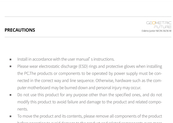

4 Installation Completion



5 Connection Cables

Fans/ARGB Cable Connecting to the motherboard

ARGB One-Click Controller Installation

Tap the button to change the lighting modes which is as shown in the below. (Hold the button for 2 seconds to turn on or off the lights.)

GEOMETRIC FUTURE yellow and orange is recommended

1	Original colors gradient	5	Lightning flash red, green, blue, yellow, purple, white
2	Cold to Warm	6	Breathing flash, green, blue, yellow, purple, white
3	Colorful Flow	7	Flow red, green, blue, yellow, purple, white
4	Colorful Pulse		

PRECAUTIONS

GEOMETRIC FUTURE
Cable Length: 800 ±25 mm

- Install in accordance with the user manual's instructions.
- Please wear electrostatic discharge (ESD) rings and protective gloves when installing the PC.The products or components to be operated by power supply must be correctly ended in the correct way and line sequence. Otherwise, hardware such as the computer motherboard may be burned down and personal injury may occur.
- Do not use the product for any purpose other from the specified ones, and do not modify this product to avoid failure and damage to the product and related components.
- To move the product and its contents, please remove all components of the product before operation to avoid damage to the product and related components,even minor personal injury.
- If any encounter any questions about product assembly or use, please consult the official customer service or time to obtain correct guidance before operation.
- If the product and components are damaged due to unauthorized operation,you will pay for the repair and the replacement for the components.
- Do not cover foreign materials into the fan blade, so as not to damage the normal operation of the product.
- Do not modify the original factory cable and part in order to avoid short circuit which may burn down the products.
- Do not touch the impeller while the fan is running to avoid injury or damage to the product.
- Please only use the product in a computer case and keep the product away from any liquids.